

Signify Classified - Internal
Cooper Lighting Solutions Photometric Lab
1121 Highway 74 South
Peachtree City, GA 30269



Scaled data based on original data using
LM-79-08 Approved Method: Electrical and Photometric Measurements of Solid-
State Lighting Products

Test Report Prepared for
Cooper Lighting Solutions
(formerly Eaton)

Brand: McGRAW-EDISON

Report Number: P437772

Luminaire Tested: **ISS-SA1E-830-U-T2**

Issue Date: 12/9/2020

Test Information

Test Method: LM-79-08
Report Number: P437772
TEST IS SCALED FROM IESNA LM-79-08 TEST DATA (G3-2011-074-1)
Test Lab: INNOVATION CENTER
Issue Date: 12/9/2020
Manufacturer: COOPER LIGHTING SOLUTIONS (FORMERLY EATON)
Product Line: McGRAW-EDISON
Catalog Number: ISS-SA1E-830-U-T2
Description: IMPACT ELITE LED QUARTER SPHERE LUMINAIRE
(1) 80 CRI, 3000K, 1050mA LIGHTSQUARE WITH 16 LEDS AND TYPE II OPTICS
Light Source: -
Ballast/Driver: ELECTRONIC DRIVER

Summary

Lumens per Lamp: N/A
Luminaire Lumens: 5746 lumens
Efficiency: N/A
Efficacy: 98.7 lumens/watt
Luminous Opening: Rectangular (W 0.5' x L: 0.5' x H: 0')
IES Classification: Type II - Medium
BUG Rating: B1 - U0 - G2

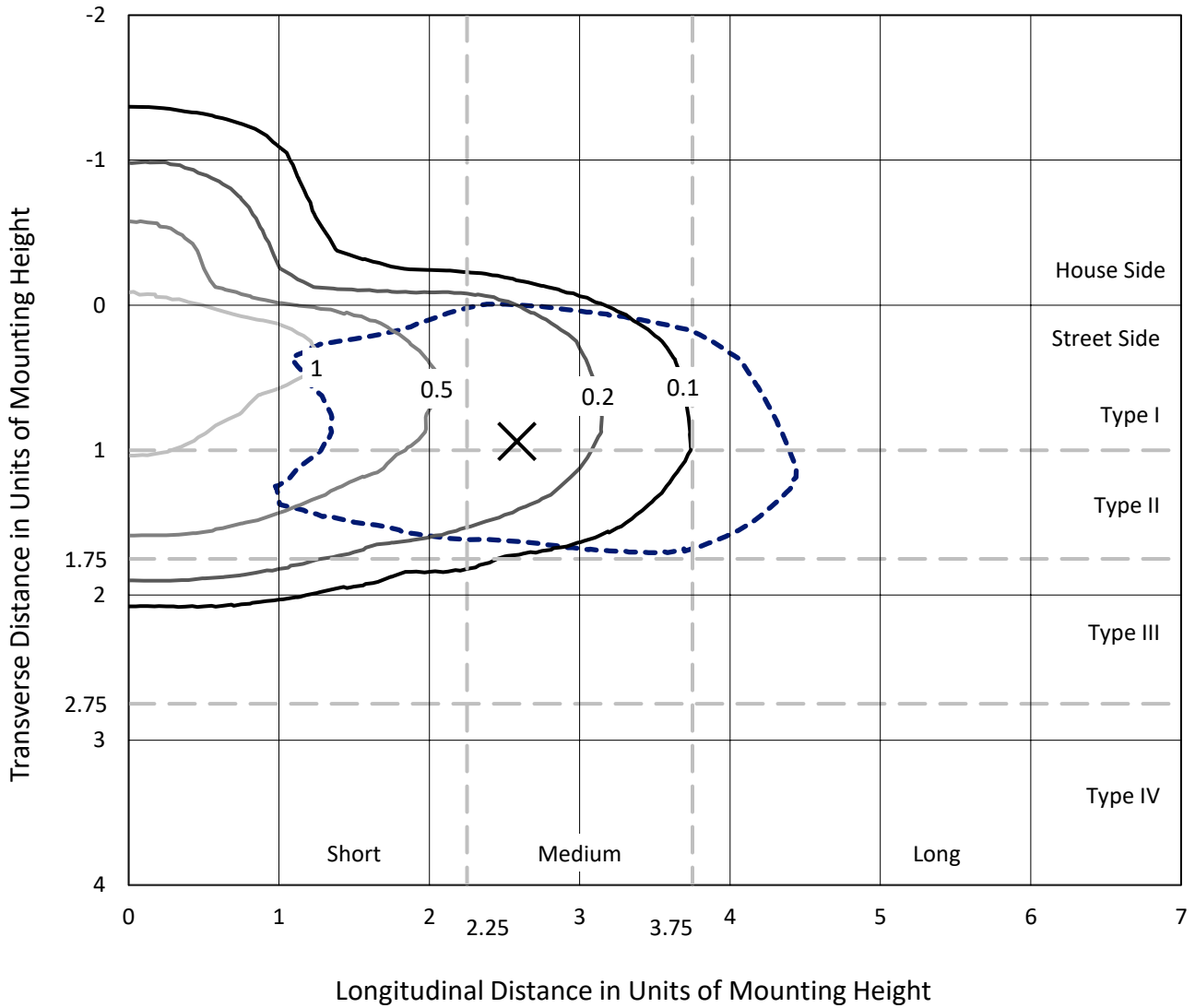
Input Watts (W): 58.2
Input Voltage (V): NR
Input Current (Ain): NR
Voltage Rise (V): NR
Power Factor: NR
Total Harmonic Distortion (THDi): NR
Frequency (hertz): 60
Stabilization Time: NR
Operation Time: NR
Ambient Temperature (°C): NR
Test Distance: 28.75 FT



REPORT NUMBER: P437772
 CATALOG NUMBER: ISS-SA1E-830-U-T2

Iso-Footcandle Lines of Horizontal Illumination

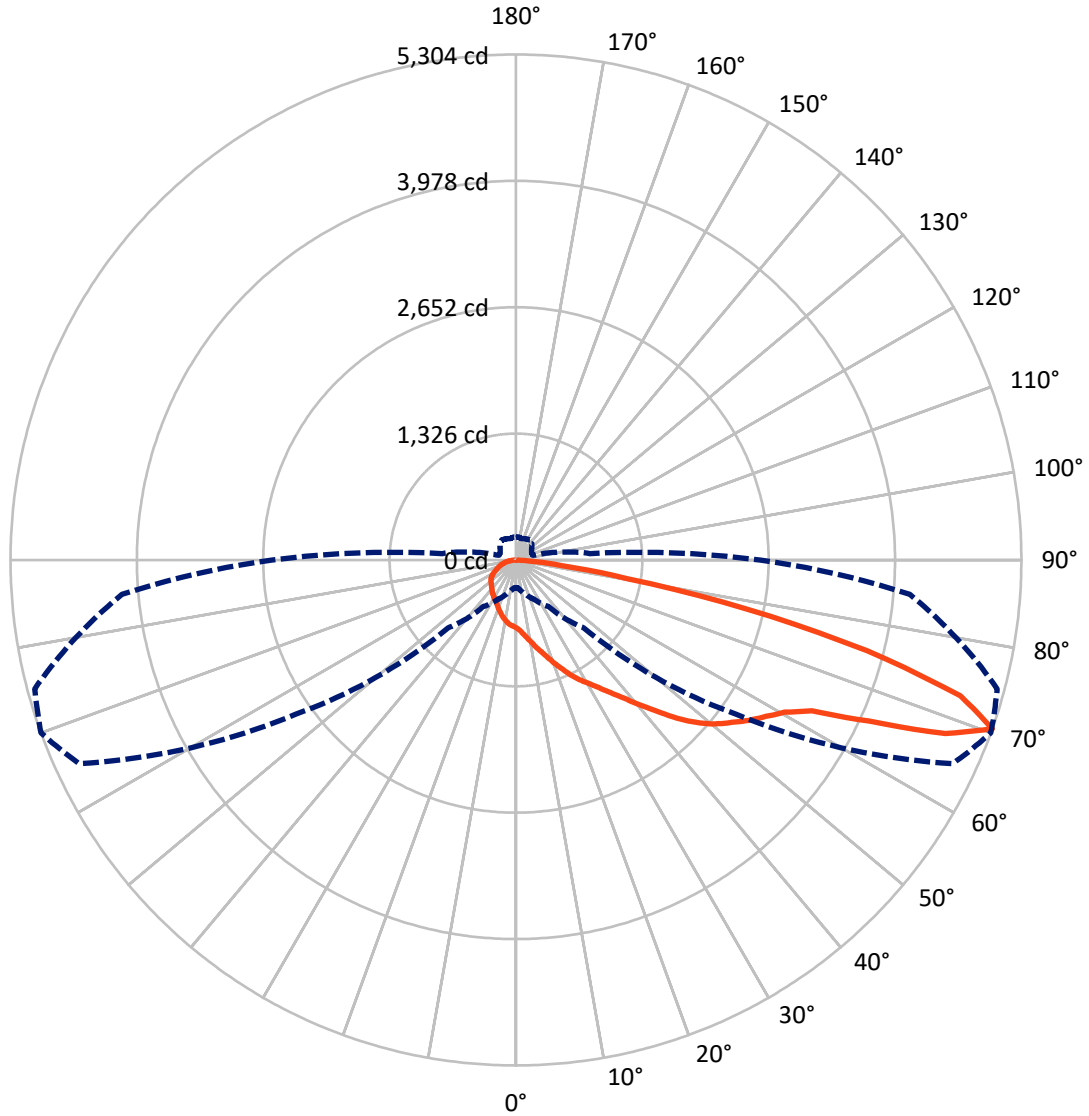
× Max cd
 - - - 1/2 Max cd



Based on 25 foot mounting height. Maximum calculated value = 1.6 fc
 Type II - Medium - N/A

REPORT NUMBER: P437772
CATALOG NUMBER: ISS-SA1E-830-U-T2

Luminous Intensity Polar Plot



— Vertical Plane Through 70-Deg Lateral - - - Horizontal Cone Through 70-Deg Vertical

REPORT NUMBER: P437772

CATALOG NUMBER: ISS-SA1E-830-U-T2

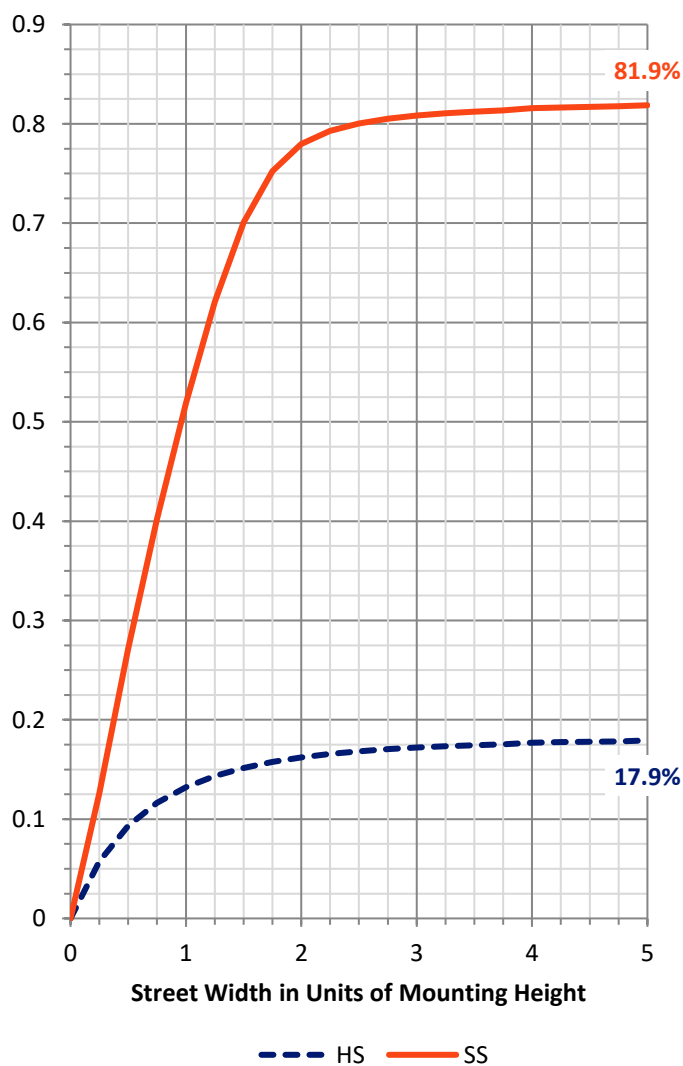
FLUX DISTRIBUTION:

		Downward	Upward	Total
House Side	Lumens	1039.3	0.0	1039.3
	% Fixture	18.1	0.0	18.1
Street Side	Lumens	4706.7	0.0	4706.7
	% Fixture	81.9	0.0	81.9
Total	Lumens	5746.0	0.0	5746.0
	% Fixture	100.0	0.0	100.0

ZONAL LUMENS:

Zone	Lumens	% Fixture
0°-10°	71.5	1.2
10°-20°	229.8	4.0
20°-30°	402.1	7.0
30°-40°	598.2	10.4
40°-50°	884.6	15.4
50°-60°	1246.4	21.7
60°-70°	1387.2	24.1
70°-80°	839.1	14.6
80°-90°	87.1	1.5
90°-100°	0.0	0.0
100°-110°	0.0	0.0
110°-120°	0.0	0.0
120°-130°	0.0	0.0
130°-140°	0.0	0.0
140°-150°	0.0	0.0
150°-160°	0.0	0.0
160°-170°	0.0	0.0
170°-180°	0.0	0.0
0°-90°	5746.0	100.0
0°-180°	5746.0	100.0

Coefficient of Utilization



REPORT NUMBER: P437772

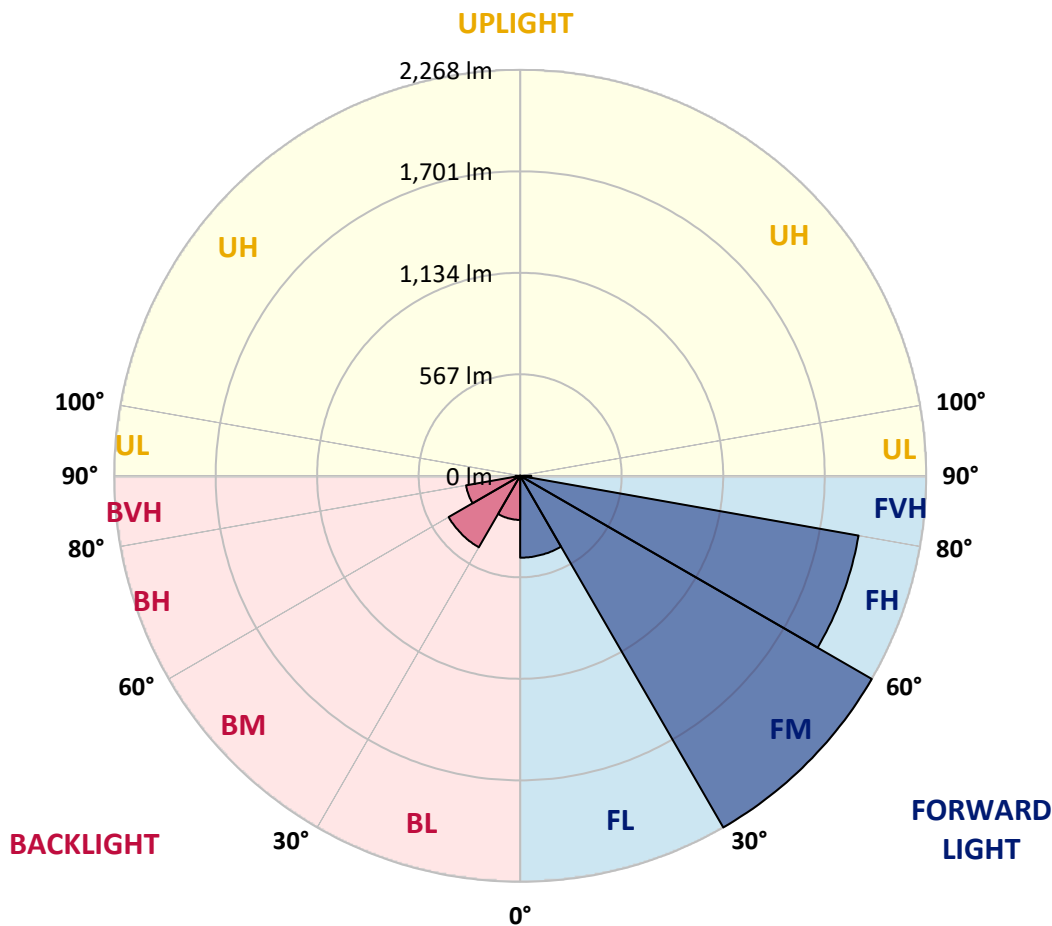
CATALOG NUMBER: ISS-SA1E-830-U-T2

LUMINAIRE CLASSIFICATION SYSTEM LUMEN TABLE AND BUG RATING:

Zone	Lumens	% Fixture	Zone Rating/Lumen Limit		
			B	U	G
FL (0°-30°)	457.2	8.0			
FM (30°-60°)	2267.9	39.5			
FH (60°-80°)	1919.5	33.4			G2/5000
FVH (80°-90°)	62.1	1.1			G1/100
BL (0°-30°)	246.2	4.3	B1/500		
BM (30°-60°)	461.3	8.0	B1/1000		
BH (60°-80°)	306.8	5.3	B1/500		G1/500
BVH (80°-90°)	25.0	0.4			G1/100
UL (90°-100°)	0.0	0.0		U0/0	
UH (100°-180°)	0.0	0.0		U0/0	

BUG Rating: B1-U0-G2

Type II Medium





REPORT NUMBER: P437772

CATALOG NUMBER: ISS-SA1E-830-U-T2

CANDELA DISTRIBUTION (FULL):

	0°	5°	15°	25°	35°	45°	55°	65°	70°	75°	85°
0°	711.7	711.7	711.7	711.7	711.7	711.7	711.7	711.7	711.7	711.7	711.7
2.5°	795.8	793.7	783.5	787.6	781.4	769.1	756.8	748.6	738.4	736.3	726.1
5°	877.8	875.8	869.6	861.4	849.1	834.8	812.2	791.7	775.3	760.9	742.5
7.5°	935.3	931.2	931.2	927.1	920.9	904.5	873.7	847.1	822.5	804.0	763.0
10°	968.1	968.1	968.1	976.3	976.3	964.0	939.4	902.5	873.7	851.2	791.7
12.5°	982.4	982.4	986.5	998.8	1017.3	1017.3	996.8	968.1	939.4	900.4	822.5
15°	992.7	994.7	1000.9	1019.4	1046.0	1064.5	1064.5	1037.8	998.8	961.9	861.4
17.5°	1003.0	1005.0	1017.3	1039.9	1070.6	1105.5	1126.0	1107.6	1072.7	1031.7	898.3
20°	1005.0	1003.0	1023.5	1054.2	1099.3	1140.4	1191.6	1195.7	1158.8	1099.3	941.4
22.5°	1025.5	1025.5	1033.7	1064.5	1113.7	1173.2	1251.1	1273.7	1240.9	1189.6	994.7
25°	1066.5	1074.7	1080.9	1091.1	1128.1	1199.9	1302.4	1366.0	1335.2	1277.8	1050.1
27.5°	1142.4	1142.4	1148.6	1146.5	1158.8	1222.4	1355.7	1454.2	1423.4	1347.5	1085.0
30°	1216.3	1212.2	1218.3	1218.3	1214.2	1249.1	1394.7	1536.2	1503.4	1429.6	1126.0
32.5°	1312.7	1314.7	1310.6	1292.1	1286.0	1298.3	1425.5	1614.2	1595.7	1509.6	1162.9
35°	1443.9	1446.0	1423.4	1384.4	1363.9	1366.0	1466.5	1706.5	1708.5	1618.3	1208.1
37.5°	1558.8	1569.0	1567.0	1495.2	1460.3	1452.1	1528.0	1800.8	1837.7	1743.4	1277.8
40°	1665.4	1679.8	1675.7	1616.2	1571.1	1550.6	1624.4	1909.5	1995.6	1899.2	1361.9
42.5°	1743.4	1751.6	1755.7	1714.7	1673.6	1683.9	1724.9	2032.6	2167.9	2071.5	1474.7
45°	1827.5	1831.6	1837.7	1815.2	1786.4	1835.7	1850.0	2165.9	2368.9	2293.0	1608.0
47.5°	1913.6	1930.0	1936.2	1911.6	1893.1	1973.1	1985.4	2295.1	2547.4	2510.5	1741.3
50°	2053.1	2069.5	2063.3	2034.6	2018.2	2079.7	2106.4	2412.0	2705.3	2729.9	1870.5
52.5°	2233.6	2243.8	2270.5	2221.3	2184.3	2161.8	2206.9	2541.2	2832.5	2922.7	2008.0
55°	2268.4	2282.8	2379.2	2424.3	2455.1	2284.8	2313.6	2656.1	2969.9	3105.3	2161.8
57.5°	2124.9	2133.1	2288.9	2426.4	2647.9	2588.4	2465.3	2803.8	3097.0	3293.9	2317.7
60°	1768.0	1798.7	2001.8	2243.8	2594.5	2898.1	2859.1	2994.5	3240.6	3482.6	2543.3
62.5°	1152.7	1181.4	1396.7	1807.0	2301.3	2902.2	3423.2	3384.2	3484.7	3712.4	2826.3
65°	588.6	598.9	785.5	1095.2	1659.3	2594.5	3761.6	4188.2	4073.3	4171.8	3439.6
67.5°	391.7	400.0	484.0	631.7	986.5	1796.7	3650.8	5000.4	4860.9	4914.3	4091.8
70°	289.2	297.4	367.1	457.4	596.8	1007.1	2824.3	5057.8	5304.0	5228.1	4149.2
72.5°	215.4	217.4	260.5	352.8	441.0	541.5	1669.5	4173.8	4875.3	5150.1	3855.9
75°	164.1	164.1	186.6	260.5	344.6	348.7	931.2	3082.7	3802.6	4307.2	3216.0
77.5°	123.1	127.2	137.4	180.5	256.4	250.2	438.9	2040.8	2473.5	2807.9	1979.2
80°	88.2	90.2	96.4	110.8	170.2	162.0	221.5	984.5	1179.3	1255.2	808.1
82.5°	55.4	55.4	67.7	67.7	96.4	100.5	100.5	397.9	475.8	533.3	270.7
85°	10.3	10.3	20.5	26.7	30.8	34.9	30.8	100.5	137.4	162.0	92.3
87.5°	0.0	0.0	0.0	2.1	2.1	4.1	4.1	4.1	4.1	4.1	4.1
90°	0.0	0.0	0.0	0.0	0.0	0.0	0.0	0.0	0.0	0.0	0.0



REPORT NUMBER: P437772

CATALOG NUMBER: ISS-SA1E-830-U-T2

CANDELA DISTRIBUTION (continued):

	90°	95°	105°	115°	125°	135°	145°	155°	165°	175°	180°
0°	711.7	711.7	711.7	711.7	711.7	711.7	711.7	711.7	711.7	711.7	711.7
2.5°	717.9	713.8	703.5	691.2	683.0	674.8	668.6	664.5	662.5	662.5	660.4
5°	728.1	715.8	695.3	674.8	656.3	642.0	631.7	625.6	621.5	623.5	619.4
7.5°	744.5	722.0	685.0	652.2	627.6	609.2	601.0	596.8	598.9	601.0	601.0
10°	756.8	726.1	666.6	621.5	598.9	588.6	586.6	590.7	596.8	598.9	596.8
12.5°	771.2	728.1	646.1	594.8	580.4	574.3	584.5	594.8	605.1	613.3	609.2
15°	793.7	728.1	621.5	572.2	562.0	568.1	586.6	601.0	619.4	627.6	629.7
17.5°	810.2	722.0	590.7	547.6	545.6	562.0	588.6	613.3	631.7	646.1	646.1
20°	826.6	711.7	559.9	525.1	533.3	555.8	586.6	615.3	637.9	652.2	656.3
22.5°	847.1	697.3	529.2	504.6	518.9	547.6	580.4	605.1	625.6	637.9	639.9
25°	861.4	672.7	498.4	488.1	510.7	537.4	562.0	578.4	588.6	596.8	596.8
27.5°	869.6	644.0	473.8	475.8	500.5	523.0	535.3	535.3	539.4	539.4	537.4
30°	859.4	613.3	455.3	463.5	486.1	502.5	506.6	498.4	486.1	473.8	469.7
32.5°	855.3	572.2	436.9	451.2	467.6	475.8	473.8	461.5	438.9	420.5	420.5
35°	847.1	533.3	420.5	436.9	447.1	449.2	445.1	426.6	406.1	389.7	387.6
37.5°	840.9	502.5	406.1	420.5	426.6	428.7	420.5	404.1	391.7	379.4	377.4
40°	859.4	475.8	391.7	402.0	406.1	406.1	397.9	385.6	391.7	389.7	389.7
42.5°	894.2	465.6	377.4	383.5	387.6	391.7	385.6	375.3	389.7	377.4	381.5
45°	945.5	465.6	367.1	369.2	373.3	383.5	381.5	367.1	369.2	340.5	334.3
47.5°	1021.4	477.9	358.9	352.8	363.0	377.4	371.2	354.8	338.4	315.9	313.8
50°	1107.6	502.5	350.7	336.4	352.8	369.2	363.0	342.5	324.1	311.8	309.7
52.5°	1193.7	533.3	344.6	320.0	334.3	365.1	363.0	340.5	313.8	305.6	303.6
55°	1300.4	562.0	334.3	301.5	320.0	361.0	361.0	328.2	307.7	305.6	303.6
57.5°	1421.4	598.9	317.9	276.9	301.5	348.7	346.6	320.0	303.6	299.4	301.5
60°	1577.2	644.0	293.3	254.3	285.1	330.2	334.3	311.8	295.3	293.3	293.3
62.5°	1841.8	728.1	264.6	233.8	264.6	305.6	315.9	297.4	285.1	287.1	289.2
65°	2350.5	886.0	231.8	215.4	244.1	278.9	299.4	283.0	270.7	278.9	278.9
67.5°	2727.9	955.8	205.1	196.9	223.6	258.4	281.0	266.6	254.3	264.6	264.6
70°	2563.8	777.3	184.6	180.5	201.0	235.9	256.4	244.1	231.8	242.0	240.0
72.5°	2276.6	617.4	162.0	162.0	178.4	209.2	231.8	219.5	203.1	207.2	205.1
75°	1993.6	572.2	141.5	141.5	155.9	180.5	198.9	192.8	176.4	174.3	170.2
77.5°	1150.6	381.5	119.0	121.0	127.2	149.7	168.2	149.7	137.4	135.4	133.3
80°	453.3	186.6	96.4	94.3	94.3	112.8	121.0	112.8	102.6	100.5	96.4
82.5°	164.1	94.3	73.8	65.6	67.7	82.0	94.3	88.2	80.0	63.6	59.5
85°	63.6	47.2	49.2	39.0	43.1	43.1	49.2	41.0	28.7	20.5	20.5
87.5°	4.1	4.1	4.1	4.1	2.1	2.1	0.0	0.0	2.1	2.1	2.1
90°	0.0	0.0	0.0	0.0	0.0	0.0	0.0	0.0	0.0	0.0	0.0

Cooper Lighting Solutions Photometric Lab
1121 Highway 74 South
Peachtree City, GA 30269



LM-79-2019: Approved Method: Electrical and Photometric Measurements of Solid-State Lighting Products

Report Prepared for

Cooper Lighting Solutions

MCGRAW EDISON

Report Number: SP1-2408-195-9

Test Date: 08/07/2024

Luminaire Tested: GALN-SB1A-830-U-5WQ

Data in this report applies to families of products including GALN-SB1A-830-U-5WQ.

Test Information

Test Method: LM-79-2019
 Report Number: SP1-2408-195-9
 Test Lab: COOPER LIGHTING SOLUTIONS
 Photometer: SP1 - 76IN SPHERE
 Measurement Geometry: 4π
 Issue Date: 08/07/2024
 Manufacturer: COOPER LIGHTING SOLUTIONS
 Product Line: MCGRAW EDISON
 Catalog Number: **GALN-SB1A-830-U-5WQ**
 Description: GALLEON AREA AND ROADWAY LUMINAIRE. (1) 80 CRI, 3000K, 350MA HIGH DENSITY LIGHTSQUARE WITH 26 LEDS AND TYPE V WIDE OPTICS

Spectral Parameters

CCT (K): 3050
 CIE u': 0.2476
 CIE v': 0.5251
 Duv: 0.0034
 CIE x: 0.4383
 CIE y: 0.4131
 CIE z: 0.1487
 Peak Wavelength (nm): 603
 Dominant Wavelength (nm): 581
 Purity: 55.55201
 Rf: 81.5
 Rg: 99.2

CRI (Ra):	81.0		
R1:	79.6	R9:	7.1
R2:	85.6	R10:	67.0
R3:	92.0	R11:	82.7
R4:	82.6	R12:	63.2
R5:	78.9	R13:	80.3
R6:	81.7	R14:	95.0
R7:	85.2	R15:	71.7
R8:	62.0		



Test Conditions

Stabilization Time: 20M
 Operation Time: 1H 20M
 Sphere Temperature (°C): 24.2

REPORT NUMBER: SP1-2408-195-9

Measurement and Test Equipment			
Instrument	Identification Number	Calibration Date	Calibration Due Date
Photometer	IN0058	6/18/2024	12/18/2024
Power Meter	INXT2011004	2/8/2024	2/8/2025
AC Power Source	IN0063	10/24/2023	10/24/2024
DC Power Source	IN0208	10/24/2023	10/24/2024
Sphere Thermometer	IN0085	10/24/2023	10/24/2024
Room Thermometer	IN0046	10/24/2023	10/24/2024

REPORT NUMBER: SP1-2408-195-9

CIE 1931 Chromaticity Diagram



CIE 1931 Chromaticity Diagram with 2017 ANSI 7-Step and 4-Step Quadrangles



CCT = 3050K
 CIE x = 0.4383
 CIE y = 0.4131
 Duv = 0.0034

Point lies inside the ANSI 3000K 4-step quadrangle

REPORT NUMBER: SP1-2408-195-9

Photopic Flux vs. Wavelength



Photopic Lumens: NR

λ (nm)	Power W [^] /nm	Lumens (ϕ /nm)	λ (nm)	Power W [^] /nm	Lumens (ϕ /nm)	λ (nm)	Power W [^] /nm	Lumens (ϕ /nm)	λ (nm)	Power W [^] /nm	Lumens (ϕ /nm)	λ (nm)	Power W [^] /nm	Lumens (ϕ /nm)
360	0	NR	490	168	NR	620	940	NR	750	35	NR	880	1	NR
365	0	NR	495	233	NR	625	897	NR	755	30	NR	885	1	NR
370	0	NR	500	300	NR	630	847	NR	760	26	NR	890	1	NR
375	0	NR	505	372	NR	635	790	NR	765	22	NR	895	1	NR
380	0	NR	510	430	NR	640	730	NR	770	19	NR	900	1	NR
385	0	NR	515	483	NR	645	668	NR	775	16	NR	905	1	NR
390	0	NR	520	524	NR	650	605	NR	780	14	NR	910	0	NR
395	2	NR	525	555	NR	655	545	NR	785	12	NR	915	0	NR
400	4	NR	530	581	NR	660	485	NR	790	10	NR	920	0	NR
405	7	NR	535	604	NR	665	430	NR	795	9	NR	925	0	NR
410	17	NR	540	623	NR	670	378	NR	800	8	NR	930	0	NR
415	34	NR	545	645	NR	675	331	NR	805	7	NR	935	0	NR
420	68	NR	550	667	NR	680	290	NR	810	6	NR	940	0	NR
425	128	NR	555	693	NR	685	251	NR	815	5	NR	945	0	NR
430	214	NR	560	719	NR	690	218	NR	820	4	NR	950	0	NR
435	339	NR	565	754	NR	695	188	NR	825	4	NR	955	0	NR
440	507	NR	570	791	NR	700	162	NR	830	3	NR	960	0	NR
445	573	NR	575	830	NR	705	139	NR	835	3	NR	965	0	NR
450	356	NR	580	873	NR	710	119	NR	840	3	NR	970	0	NR
455	217	NR	585	913	NR	715	102	NR	845	2	NR	975	0	NR
460	168	NR	590	948	NR	720	88	NR	850	2	NR	980	0	NR
465	113	NR	595	974	NR	725	76	NR	855	2	NR	985	0	NR
470	85	NR	600	994	NR	730	65	NR	860	1	NR	990	0	NR
475	85	NR	605	998	NR	735	55	NR	865	1	NR	995	0	NR
480	94	NR	610	994	NR	740	47	NR	870	1	NR	1000	0	NR
485	120	NR	615	973	NR	745	41	NR	875	1	NR			

REPORT NUMBER: SP1-2408-195-9

Scotopic Flux vs. Wavelength



Scotopic Lumens: NR

S/P: 1.27

λ (nm)	Power W [^] /nm	Lumens (ϕ /nm)	λ (nm)	Power W [^] /nm	Lumens (ϕ /nm)	λ (nm)	Power W [^] /nm	Lumens (ϕ /nm)	λ (nm)	Power W [^] /nm	Lumens (ϕ /nm)	λ (nm)	Power W [^] /nm	Lumens (ϕ /nm)
360	0	NR	490	168	NR	620	940	NR	750	35	NR	880	1	NR
365	0	NR	495	233	NR	625	897	NR	755	30	NR	885	1	NR
370	0	NR	500	300	NR	630	847	NR	760	26	NR	890	1	NR
375	0	NR	505	372	NR	635	790	NR	765	22	NR	895	1	NR
380	0	NR	510	430	NR	640	730	NR	770	19	NR	900	1	NR
385	0	NR	515	483	NR	645	668	NR	775	16	NR	905	1	NR
390	0	NR	520	524	NR	650	605	NR	780	14	NR	910	0	NR
395	2	NR	525	555	NR	655	545	NR	785	12	NR	915	0	NR
400	4	NR	530	581	NR	660	485	NR	790	10	NR	920	0	NR
405	7	NR	535	604	NR	665	430	NR	795	9	NR	925	0	NR
410	17	NR	540	623	NR	670	378	NR	800	8	NR	930	0	NR
415	34	NR	545	645	NR	675	331	NR	805	7	NR	935	0	NR
420	68	NR	550	667	NR	680	290	NR	810	6	NR	940	0	NR
425	128	NR	555	693	NR	685	251	NR	815	5	NR	945	0	NR
430	214	NR	560	719	NR	690	218	NR	820	4	NR	950	0	NR
435	339	NR	565	754	NR	695	188	NR	825	4	NR	955	0	NR
440	507	NR	570	791	NR	700	162	NR	830	3	NR	960	0	NR
445	573	NR	575	830	NR	705	139	NR	835	3	NR	965	0	NR
450	356	NR	580	873	NR	710	119	NR	840	3	NR	970	0	NR
455	217	NR	585	913	NR	715	102	NR	845	2	NR	975	0	NR
460	168	NR	590	948	NR	720	88	NR	850	2	NR	980	0	NR
465	113	NR	595	974	NR	725	76	NR	855	2	NR	985	0	NR
470	85	NR	600	994	NR	730	65	NR	860	1	NR	990	0	NR
475	85	NR	605	998	NR	735	55	NR	865	1	NR	995	0	NR
480	94	NR	610	994	NR	740	47	NR	870	1	NR	1000	0	NR
485	120	NR	615	973	NR	745	41	NR	875	1	NR			

REPORT NUMBER: SP1-2408-195-9

Melanopic Flux vs. Wavelength



Melanopic Lumens: NR

M/P: 2.32

λ (nm)	Power W [^] /nm	Lumens (φ/nm)	λ (nm)	Power W [^] /nm	Lumens (φ/nm)	λ (nm)	Power W [^] /nm	Lumens (φ/nm)	λ (nm)	Power W [^] /nm	Lumens (φ/nm)	λ (nm)	Power W [^] /nm	Lumens (φ/nm)
360	0	NR	490	168	NR	620	940	NR	750	35	NR	880	1	NR
365	0	NR	495	233	NR	625	897	NR	755	30	NR	885	1	NR
370	0	NR	500	300	NR	630	847	NR	760	26	NR	890	1	NR
375	0	NR	505	372	NR	635	790	NR	765	22	NR	895	1	NR
380	0	NR	510	430	NR	640	730	NR	770	19	NR	900	1	NR
385	0	NR	515	483	NR	645	668	NR	775	16	NR	905	1	NR
390	0	NR	520	524	NR	650	605	NR	780	14	NR	910	0	NR
395	2	NR	525	555	NR	655	545	NR	785	12	NR	915	0	NR
400	4	NR	530	581	NR	660	485	NR	790	10	NR	920	0	NR
405	7	NR	535	604	NR	665	430	NR	795	9	NR	925	0	NR
410	17	NR	540	623	NR	670	378	NR	800	8	NR	930	0	NR
415	34	NR	545	645	NR	675	331	NR	805	7	NR	935	0	NR
420	68	NR	550	667	NR	680	290	NR	810	6	NR	940	0	NR
425	128	NR	555	693	NR	685	251	NR	815	5	NR	945	0	NR
430	214	NR	560	719	NR	690	218	NR	820	4	NR	950	0	NR
435	339	NR	565	754	NR	695	188	NR	825	4	NR	955	0	NR
440	507	NR	570	791	NR	700	162	NR	830	3	NR	960	0	NR
445	573	NR	575	830	NR	705	139	NR	835	3	NR	965	0	NR
450	356	NR	580	873	NR	710	119	NR	840	3	NR	970	0	NR
455	217	NR	585	913	NR	715	102	NR	845	2	NR	975	0	NR
460	168	NR	590	948	NR	720	88	NR	850	2	NR	980	0	NR
465	113	NR	595	974	NR	725	76	NR	855	2	NR	985	0	NR
470	85	NR	600	994	NR	730	65	NR	860	1	NR	990	0	NR
475	85	NR	605	998	NR	735	55	NR	865	1	NR	995	0	NR
480	94	NR	610	994	NR	740	47	NR	870	1	NR	1000	0	NR
485	120	NR	615	973	NR	745	41	NR	875	1	NR			

Summary

$R_f = 81.5$
 $R_g = 99.2$
 $CIE R_a = 81.0$
 $R_9 = 7.1$



Color Vector Graphics



Individual Sample Fidelity Index ($R_{f,i}$)

CES01 = 86	CES26 = 74	CES51 = 89	CES76 = 70
CES02 = 63	CES27 = 88	CES52 = 92	CES77 = 86
CES03 = 31	CES28 = 89	CES53 = 81	CES78 = 72
CES04 = 70	CES29 = 67	CES54 = 87	CES79 = 90
CES05 = 50	CES30 = 68	CES55 = 85	CES80 = 88
CES06 = 51	CES31 = 71	CES56 = 78	CES81 = 78
CES07 = 42	CES32 = 70	CES57 = 76	CES82 = 95
CES08 = 41	CES33 = 71	CES58 = 78	CES83 = 90
CES09 = 29	CES34 = 82	CES59 = 92	CES84 = 94
CES10 = 76	CES35 = 90	CES60 = 95	CES85 = 86
CES11 = 59	CES36 = 93	CES61 = 93	CES86 = 72
CES12 = 65	CES37 = 87	CES62 = 83	CES87 = 85
CES13 = 43	CES38 = 75	CES63 = 77	CES88 = 83
CES14 = 74	CES39 = 94	CES64 = 83	CES89 = 75
CES15 = 71	CES40 = 89	CES65 = 77	CES90 = 81
CES16 = 47	CES41 = 85	CES66 = 80	CES91 = 96
CES17 = 50	CES42 = 86	CES67 = 79	CES92 = 73
CES18 = 56	CES43 = 81	CES68 = 84	CES93 = 84
CES19 = 72	CES44 = 99	CES69 = 91	CES94 = 64
CES20 = 66	CES45 = 87	CES70 = 78	CES95 = 80
CES21 = 87	CES46 = 82	CES71 = 76	CES96 = 84
CES22 = 79	CES47 = 77	CES72 = 92	CES97 = 87
CES23 = 92	CES48 = 71	CES73 = 71	CES98 = 81
CES24 = 91	CES49 = 81	CES74 = 93	CES99 = 74
CES25 = 72	CES50 = 89	CES75 = 74	



Color Rendition by Hue-Angle Bin



Measure Comparisons



(END OF REPORT)